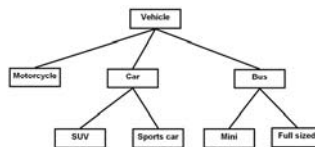


Introduction To CPSC 233

James Tam



Java



Object-Orientation




Event driven software

James Tam

Administrative (James Tam)



• Contact Information

- Office: ICT 707 
- Email: tamj@cpsc.ucalgary.ca

• Office hours

- Office hours: (Monday 11 – 11:50 AM, right after my CPSC 233 lecture, Wednesday 3:00 – 3:50 PM, right after my CPSC 231 lecture). If I'm not in my office give me a few minutes or check the lecture rooms for 231/233.
- Email: (any time)
- Appointment: email, phone or call
- Drop by for urgent requests (but no guarantee that I will be in if it's outside of my office hours!)



← ← ←   My Office

James Tam


Course Resources

- Required resources:
 - Course website: <http://www.cpsc.ucalgary.ca/~tamj/233> (Get the notes off the course webpage before lecture)
- Recommended but not required:
 - “*Absolute Java (4th edition)*” by Savitch, W. (Addison-Wesley)

James Tam

How To Use The Course Resources

- They are provided to support and supplement this class.
- Neither the course notes nor the text book are meant as a substitute for regular class attendance.



James Tam

How To Use The Course Resources (2)

```
class Student:
    name = "xxx"
    assignments = 0.0
    exams = 0.0
    term = 0.0

def calculateTerm (assignments, exams):
    term = (assignments * 0.33) + (exams * 0.67)
    return term

def enterGrades (aLecture):
    for i in range (0, 3):
        temp = Student ()
        temp.name = raw_input ("Name: ")
        temp.assignments = input ("Assignment grade: ")
        temp.exams = input ("Exam grade: ")
        temp.term = calculateTerm(temp.assignments,temp.exams)
        aLecture.append(temp)

def displayGrades (aLecture):
    print
    print "LECTURE GRADES"
    print "=====
    for i in range (0, 3):
        print "Student:", (i+1)
        print "Name:", aLecture[i].name
        print "Term grade:", aLecture[i].term
        print "-----"

# Copy the data: Deep copy
def copy (originalLecture):
    copyLecture = []
    for i in range (0, 3, 1):
        temp = Student ()
        temp.name = originalLecture[i].name
        temp.exams = originalLecture[i].exams
        temp.assignments = originalLecture[i].assignments
        copyLecture.append(temp)
    return copyLecture
```

James Tam

How To Use The Course Resources (2)

```
class Student:
    name = "xxx"
    assignments = 0.0
    exams = 0.0
    term = 0.0

def calculateTerm (assignments, exams):
    term = (assignments * 0.33) + (exams * 0.67)
    return term

def enterGrades (aLecture):
    for i in range (0, 3):
        temp = Student ()
        temp.name = raw_input ("Name: ")
        temp.assignments = input ("Ass: ")
        temp.exams = input ("Exam grade: ")
        temp.term = calculateTerm(temp.assignments,temp.exams)
        aLecture.append(temp)

def displayGrades (aLecture):
    print
    print "LECTURE GRADES"
    print "=====
    for i in range (0, 3):
        print "Student:", (i+1)
        print "Name:", aLecture[i].name
        print "Term grade:", aLecture[i].term
        print "-----"

# Copy the data: Deep copy
def copy (originalLecture):
    copyLecture = []
    for i in range (0, 3, 1):
        temp = Student ()
        temp.name = originalLecture[i].name
        temp.exams = originalLecture[i].exams
        temp.assignments = originalLecture[i].assignments
        copyLecture.append(temp)
    return copyLecture
```

If you miss a class make sure that you catch up on what you missed (get someone's class notes)

...when you do make it to class make sure that you supplement the slides with your own notes (because you aren't going to remember it in the exams if you don't)

James Tam

How To Use The Course Resources (3)

- What you are responsible for:
 - Keeping up with the content in class which includes the topics covered but also announcements or assignments whether you were present in the class or not.
 - If you are absent, then you are responsible to get the information from the other students in class.
- However, after you've caught up by talking with a classmate:
 - Ask for help if you need it
 - There are no dumb questions



Image from "The Simpsons" © Fox

James Tam

Course Goals

- Learning how to design programs using the Object-Oriented approach.
- Solving problems using principles of good Object-Oriented design.
- Understand the basic principles of an event-driven program (e.g., graphical GUI interface).

James Tam

Feedback

What is he talking about???

Wow I am the greatest speaker in the world!



Let me know how things are going in the course:

- Am I covering the material too slowly or too quickly.
- Can you read the slides and my hand writing.
- Can you hear me in the class.
- Etc.



James Tam

CPSC 231: What Was It Like

A whole lot of work!



James Tam

CPSC 233: What To Expect

Even more work!!!



Images and wav file from "The Simpsons" © Fox

James Tam

How To Succeed In This Course

1. Practice things yourself.

- Write lots programs
 - At the *very least* attempt every assignment
 - Try to do some additional practice work (some examples will be given in class, some practice assignments will be available on the course web page).
- Trace lots of code
 - Reading through programs that other people have written and understanding how and why it works the way that it does

James Tam

How To Succeed In This Course (2)

2. Make sure that you keep up with the material
 - Many of the concepts taught later depend upon your knowledge of earlier concepts.
 - Don't let yourself fall behind!
 - *At least* attempt all assignments!

James Tam

How To Succeed In This Course (3)

3. Look at the material before coming to lecture so you have a rough idea of what I will be talking about that day:
 - a) Read the slides
 - b) Look through the textbook (if you bought it)

James Tam

How To Succeed In This Course (4)

4. Start working on things as early as possible:
 - Don't cram the material just before the exam, instead you should be studying the concepts as you learn them throughout the term.
 - Don't start assignments the night (or day!) that they are due, they may take more time than you might first think so start as soon as possible.

James Tam

How To Succeed In This Course: A Summary

1. Practice things yourself
2. Make sure that you keep up with the material
3. Look at the material before coming to lecture
4. Start working on things early

James Tam