

Introduction To Design Patterns

You will learn about design techniques that have been successfully applied to different scenarios.

James Tam

What Is A Design Pattern?

- A general and reusable solution to a commonly occurring problem in the design of software.
- IT IS NOT a finished algorithm that can be directly translated into program code.
- IT IS a template for how to solve a problem that has been used in many different situations.
- The various Object-Oriented design patterns show interactions between classes and objects without the specific the program code that implements the pattern.
 - e.g., Information hiding, inheritance etc.

James Tam

Origin Of Design Patterns

- The foundation for design patterns come from the original patterns specified in the book “*Design Patterns: Elements of Reusable Object-Oriented Software*”
- Authors: “The gang of four” (Erich Gamma, Richard Helm, Ralph Johnson and John Vlissides).
- Although examples of the patterns were provided in C++ and SmallTalk the patterns can be applied to any Object-Oriented language.

James Tam

The Model-View-Controller Pattern¹

- Sometimes the same data may have to be accessed under different contexts e.g., powerful desktop, web, mobile device.
- Each context may require a different interface (e.g., web page on a mobile device, software on a computer).
- Even within an interface there may be a desire to see different views of the data e.g., financial analysts may want to see details (spreadsheet and/or financial statement) whereas the shareholders or management may focus on overview views (graphs)

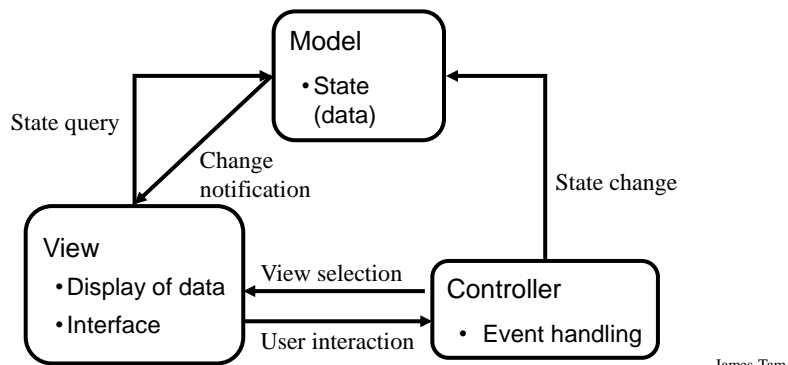
¹ Some additional sources that describe the model-view controller pattern:

- I. Sun Microsystems: <http://java.sun.com/blueprints/patterns/MVC-detailed.html>
- II. Microsoft: <http://msdn.microsoft.com/en-us/library/ms978748.aspx>

James Tam

The Model-View-Controller Pattern¹

- With this pattern the logic required to maintain the data is separated (database, text file) from how the data is viewed (graph, numerical) vs. how the data can be interacted with (GUI, command line).



Model-View Controller Pattern (2)

- With many client applications the view and the controller may be viewed as one entity.
- With web-based applications the view and the controller may be very well defined:
 - View: client browser program
 - Controller: the server side applications that handle the web requests

James Tam


Model-View-Controller Pattern (3)

- Implementing different parts that are decoupled (minimized dependencies) provides many benefits:
 - One part may be changed independent of the other parts e.g., updates to the interface can have minimal impact on the data.
 - It's seldom that one person will have a deep understanding of all parts (e.g., knowledge of Accounting to create the financial statements vs. knowledge of web design to create the web interface). Different people with different areas of expertise can work on the different parts.
 - One version of the data can be created and maintained and as needed different ways of interacting and viewing data can be developed.

James Tam

The Strategy Pattern

- The algorithm is determined at run time.



The Strategy Pattern (2)

- One object contains a reference to another object.
- The second object determines the algorithm to execute.

James Tam

The Strategy Algorithm: Example

Location of the example:

</home/233/examples/designPatterns/strategy>

OR

www.cpsc.ucalgary.ca/~tamj/233/examples/designPatterns/strategy

```
public class Driver {
    public static void main (String [] args) {
        MyContainer aContainer = null;

        // First algorithm
        aContainer = new MyContainer (new AddAlgorithm());
        System.out.println(aContainer.executeAlgorithm(2,5));

        // Second algorithm
        aContainer = new MyContainer (new MultiplyAlgorithm());
        System.out.println(aContainer.executeAlgorithm(2,5));
    }
}
```

James Tam

The Strategy Algorithm: An Example (2)

```
public class MyContainer
{
    private Algorithm anAlgorithm;
    public MyContainer (Algorithm anAlgorithm)
    {
        this.anAlgorithm = anAlgorithm;
    }
    public int executeAlgorithm (int x, int y)
    {
        return(anAlgorithm.execute(x,y));
    }
}
```

James Tam

The Strategy Algorithm: An Example (3)

```
public interface Algorithm {
    public int execute (int x, int y);
}

public class AddAlgorithm implements Algorithm {
    public int execute (int x, int y) {
        return (x+y);
    }
}

public class MultiplyAlgorithm implements Algorithm {
    public int execute (int x, int y) {
        return (x*y);
    }
}
```

James Tam

Advantages Of The Strategy Pattern

- It decouples the context/container from the algorithm used by the context/container.
 - For the container it may allow the context/container to easily substitute additional algorithms.
 - For the algorithm, the algorithm may be used in a number of different contexts/containers (e.g., sorting algorithms).

James Tam

Side Note: Static Attributes

- Static attributes of a class are initialized when the Java virtual machine (“java”) loads a class into memory.
- This must be done before any of the methods of the class can be called (even the constructor).
- Location of an illustrative example:
`/home/233/examples/designPatterns/static`
OR
`www.cpsc.ucalgary.ca/~tamj/233/examples/designPatterns/static`

James Tam

Static Attributes: Driver Class

```
public class Driver
{
    public static void main (String [] args)
    {
        Foo aFoo = new Foo();
    }
}
```

James Tam

Static Attributes: Class Foo & Bar

```
public class Foo
{
    private static Bar aBar = new Bar ();
    public Foo ()
    {
        System.out.println(">>> Trace only:
        constructor Foo() <<<");
    }
}
```

```
public class Bar
{
    public Bar ()
    {
        System.out.println(">>> Trace only:
        constructor Bar() <<<");
    }
}
```

James Tam

The Singleton Pattern

- Singleton class: there is only one instance of the class (one object).
- That object provides a common set of operations for the rest of the program and globally accessible (variable) data.
- It is not the same as a purely static class.
 - Static methods but no variable attributes.
- The Singleton pattern is enforced by making the constructor private.
- Example singleton class: Random number generator.
 - For testing/debugging it is desired to generate the same sequence of random numbers.

James Tam

Singleton Example

- Location of the example:
`/home/233/examples/designPatterns/singleton`
OR
`www.cpsc.ucalgary.ca/~tamj/233/examples/designPatterns/singleton`

James Tam

Singleton: Driver

```
public class DriverSingleRandom
{
    public static void main (String [] args)
    {
        SingleRandom aSingleRandom = SingleRandom.getInstance();
        aSingleRandom.setSeed(1);
        for (int i = 0; i < 10; i++)
            System.out.println(i + ": " + aSingleRandom.nextInt());
        System.out.println();
    }
}
```

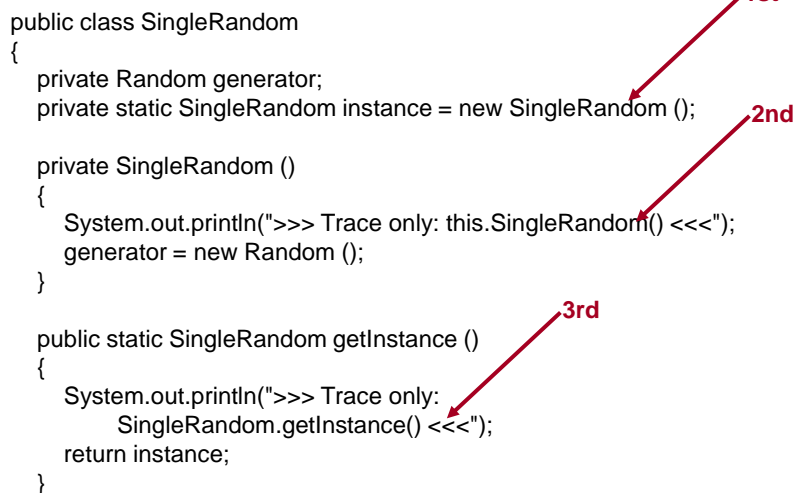
James Tam

Class SingleRandom

```
public class SingleRandom
{
    private Random generator;
    private static SingleRandom instance = new SingleRandom ();

    private SingleRandom ()
    {
        System.out.println(">>> Trace only: this.SingleRandom() <<<");
        generator = new Random ();
    }

    public static SingleRandom getInstance ()
    {
        System.out.println(">>> Trace only:
            SingleRandom.getInstance() <<<");
        return instance;
    }
}
```



James Tam

Class SingleRandom (2)

```
public void setSeed (int seed)
{
    System.out.println(">>> Trace only: ref.setSeed() <<<");
    generator.setSeed(seed);
}

public int nextInt ()
{
    System.out.println(">>> Trace only: ref.nextInt() <<<");
    return (generator.nextInt());
}
}
```

James Tam

You Should Now Know

- What is a design pattern
- How the three example design patterns work

James Tam